


# Foot pedal valve(3/2way)

## 3F, 3FM Series



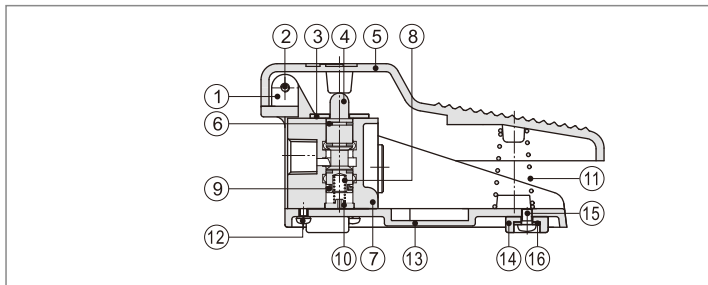
### Symbol



### Product feature

1. Direct acting and normally closed type.
2. The 3F series has aluminum foot pedal and 3FM series has plastic foot pedal, in direct acting type, horizontal and compact structure.
3. If the duration of direction-change is long, the valves with lock may be selected.
4. The clamping framework is steady and reliable that it is easy and quick to unlock. However, with the limitation of the dimension of structure, it can not bear frequent strong impact.

### Inner structure

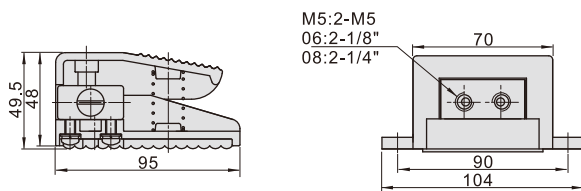


| No. | Item        | No. | Item            | No. | Item        |
|-----|-------------|-----|-----------------|-----|-------------|
| 1   | Bushing     | 7   | Body            | 13  | Base        |
| 2   | Fixed screw | 8   | Spring          | 14  | Base pad    |
| 3   | Fixed plate | 9   | E clip          | 15  | Fixed screw |
| 4   | Spool       | 10  | Spring bolder   | 16  | Clip        |
| 5   | Pedal       | 11  | Override spring |     |             |
| 6   | O-ring      | 12  | Fixed screw     |     |             |

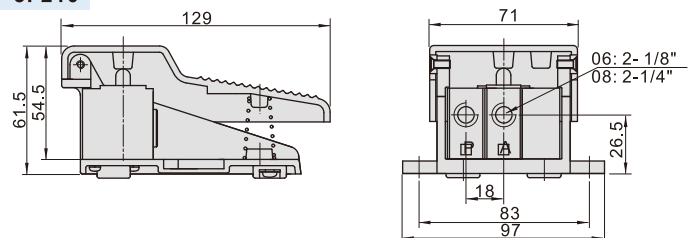
**Note** ⚠ Lockable type should be added grease periodically to ensure the machine can work regularly

### Dimensions

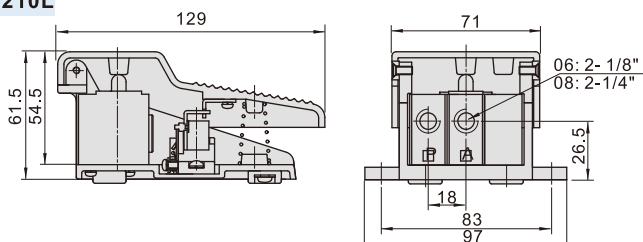
#### 3FM210



#### 3F210



#### 3F210L



### Specification

| Model            | 3FM210-M5                                      | 3F210-06 | 3FM210-06 | 3F210-08 | 3FM210-08 |
|------------------|--|----------|-----------|----------|-----------|
| Fluid            | Air (to be filtered by 40 μm filter element)   |          |           |          |           |
| Operating        | Acting type controlled by foot normally closed |          |           |          |           |
| Port size[Note1] | M5   | 1/8"     | 1/8"      | 1/4"     | 1/4"      |
| Valve type       | 3/2 Way  |          |           |          |           |
| Pressure range   | 0~1.0MPa(0~145psi)                             |          |           |          |           |
| Proof pressure   | 1.5MPa(215psi)                                 |          |           |          |           |
| Temperature      | -20~70°C                                       |          |           |          |           |
| Material body    | 3FM:Plastic; 3F:Aluminum alloy                 |          |           |          |           |
| Lubrication      | Not required                                   |          |           |          |           |

[Note1] G thread is available.

### Ordering code

3F210 08 L G



| ① Model                                      | ② Port size                    | ③ Note                              | ④ Thread type |             |
|--|--------------------------------|-------------------------------------|---------------|-------------|
| 3FM210: 3/2 way foot pedal valve (mini type) | M5: M5<br>06: 1/8"<br>08: 1/4" | No this code                        | M5            | 1/8" 1/4"   |
| 3F210: 3/2 way foot pedal valve              | 06: 1/8"<br>08: 1/4"           | Blank: Without lock<br>L: With lock | No this code  | G: G Thread |